

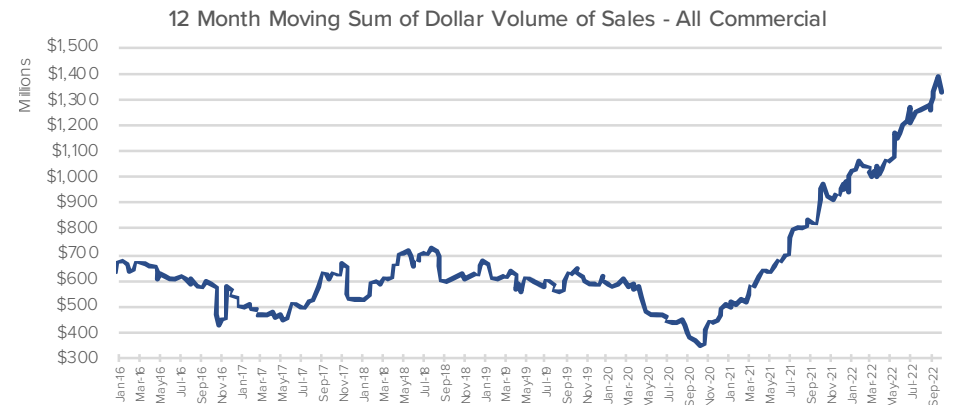
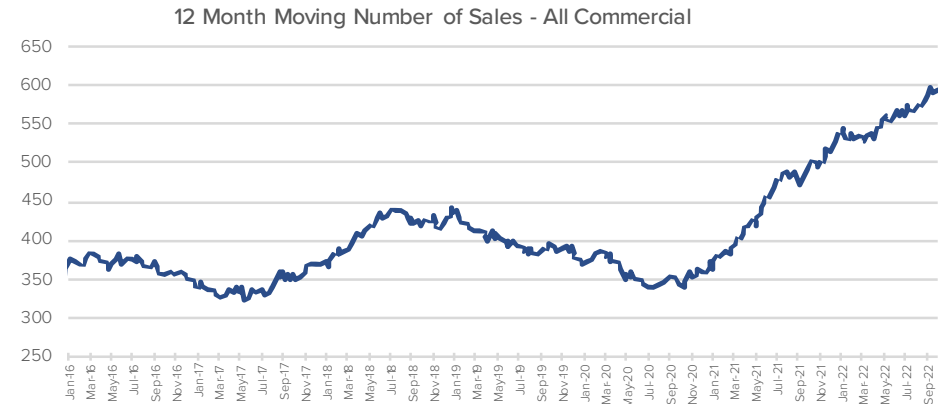
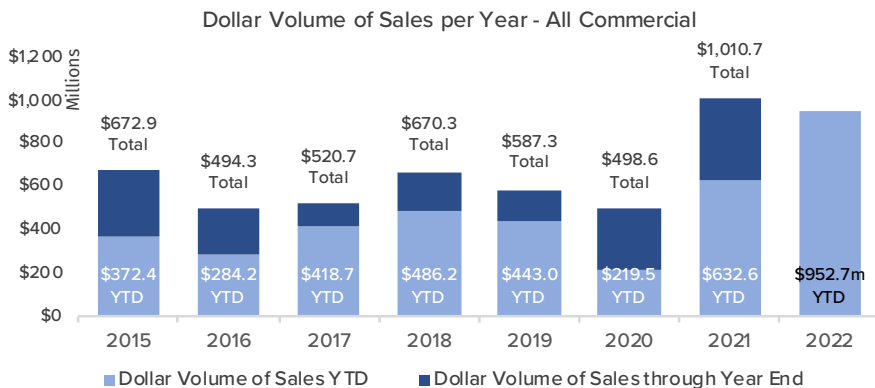
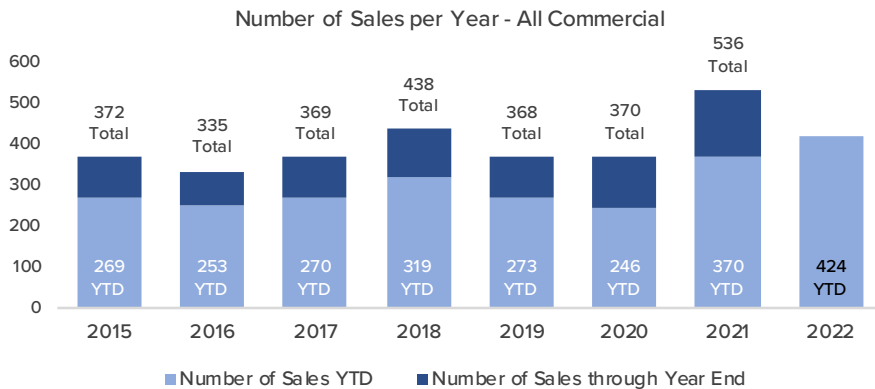
September 2022

- The Commercial Sales market for East Baton Rouge Parish in 2022 remains the most active in 8 years with 424 transactions completed and \$952.7mm in volume.
- With \$462.6mm of volume year-to-date, the Multifamily sector has now surpassed its total dollar volume for all of 2021 (\$436.6mm).
- Industrial property transaction volume is up 46.91% over last year at this time and the sector continues trading at an 8-year-high average price per SF of \$69.56.
- The Retail sector is the most active with 95 sales so far in EBR Parish YTD, followed by Office with 90.
- Additionally, Retail is trading at an 8-year high price per SF of \$284.95, \$81.39 more than 2021's average of \$203.56.

Activity at a Glance

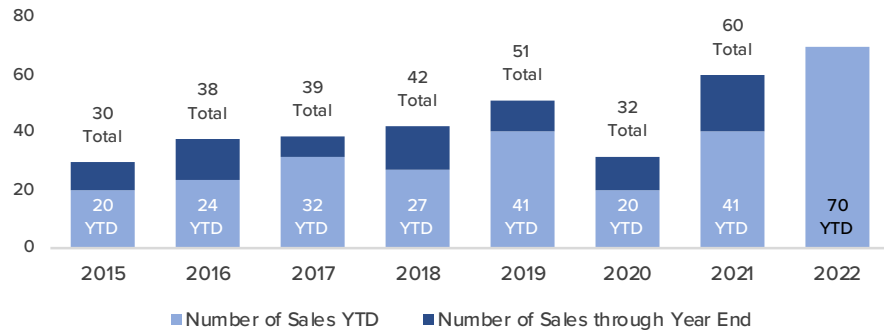
We take the current Year To Date (2022) statistics and compare them with the average YTD figures over the prior 7 years (2015-2021). This gives us a clearer picture of how the market is performing without the noise created by year over year volatility.

	# of Sales YTD	\$ Volume of Sales YTD
All Commercial	+48.40%	+133.44%
Multifamily	+139.02%	+246.41%
Industrial	+46.91%	+77.53%
Retail	+50.45%	+83.28%
Office	+33.47%	+70.56%
Land	+10.69%	+26.59%

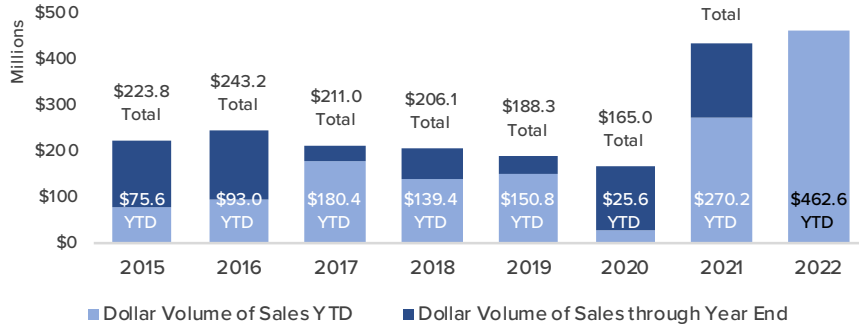


Source: ELIFIN® Research Division. Sale records included the following specifications: • Building and commercial land sales greater than or equal to \$100,000 • Multifamily sales greater than or equal to 5 units • Sale must be an arm's length transaction (between unrelated parties) • This data is subject to historical revisions by ELIFIN®

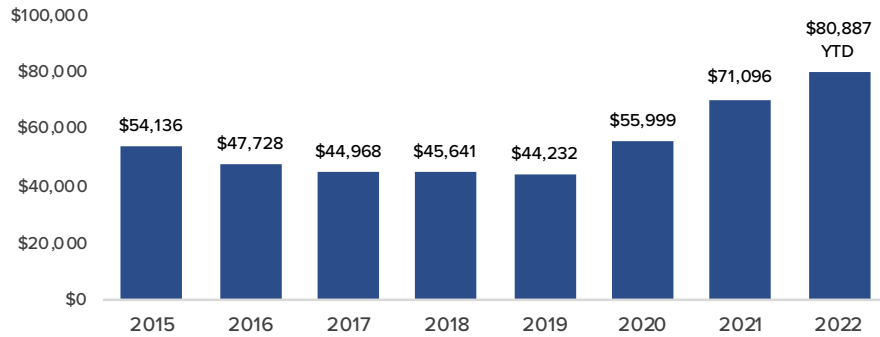
Number of Sales per Year - Multifamily



Dollar Volume of Sales per Year - Multifamily



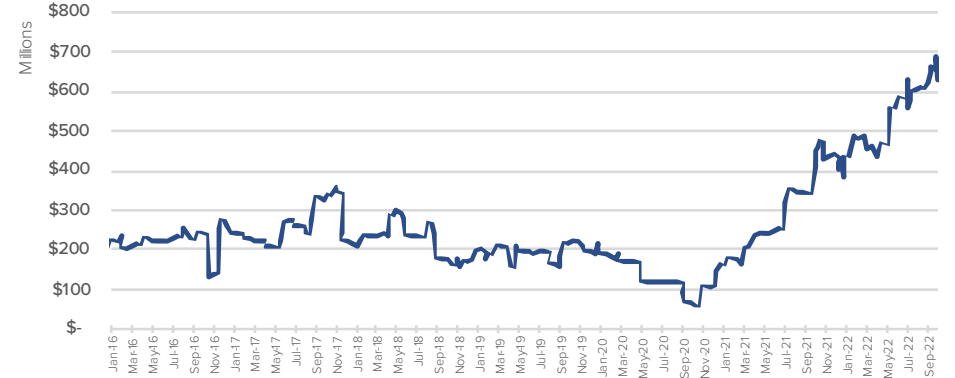
Average Sale Price per Unit per Year - Multifamily



12 Month Moving Number of Sales - Multifamily



12 Month Moving Sum of Dollar Volume of Sales - Multifamily

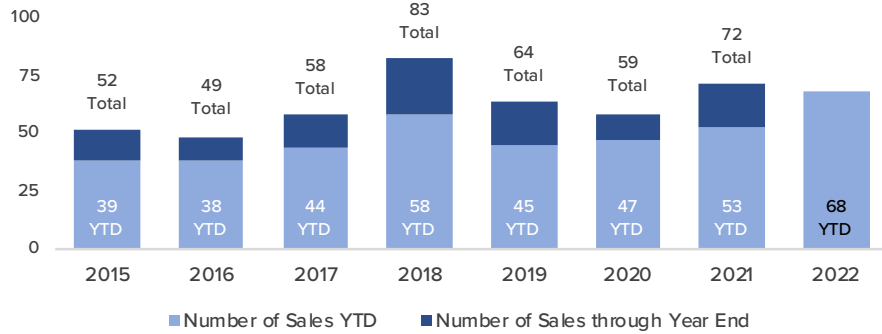


12 Month Moving Average of Sale Price per Unit - Multifamily

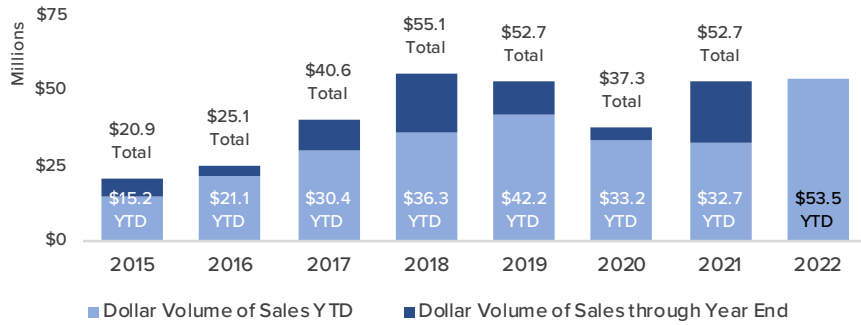


Source: ELIFIN® Research Division. Sale records included the following specifications: • Building and commercial land sales greater than or equal to \$100,000 • Multifamily sales greater than or equal to 5 units • Sale must be an arm's length transaction (between unrelated parties) • This data is subject to historical revisions by ELIFIN®

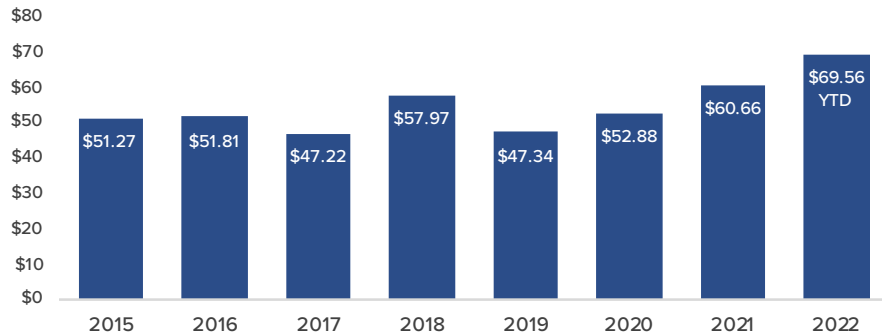
Number of Sales per Year - Industrial



Dollar Volume of Sales per Year - Industrial



Average Sale Price per SF per Year - Industrial



12 Month Moving Number of Sales - Industrial



12 Month Moving Sum of Dollar Volume of Sales - Industrial

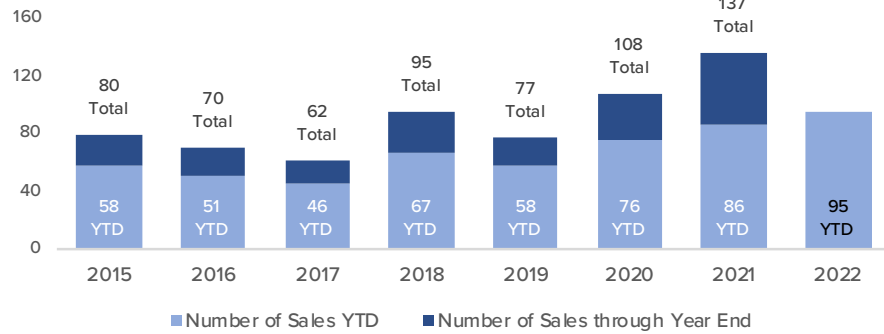


12 Month Moving Average of Sale Price per SF - Industrial

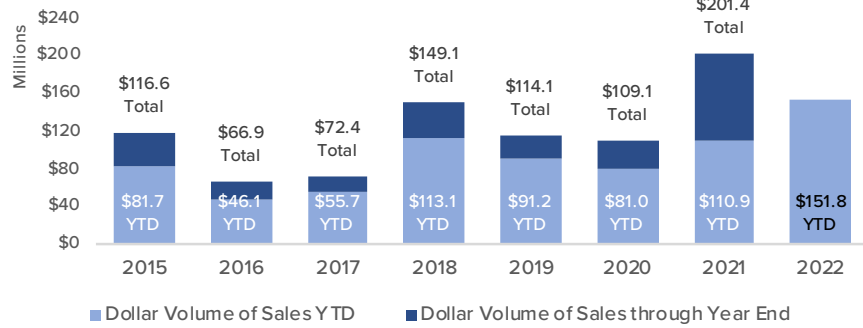


Source: ELIFIN® Research Division. Sale records included the following specifications: • Building and commercial land sales greater than or equal to \$100,000 • Multifamily sales greater than or equal to 5 units • Sale must be an arm's length transaction (between unrelated parties) • This data is subject to historical revisions by ELIFIN®

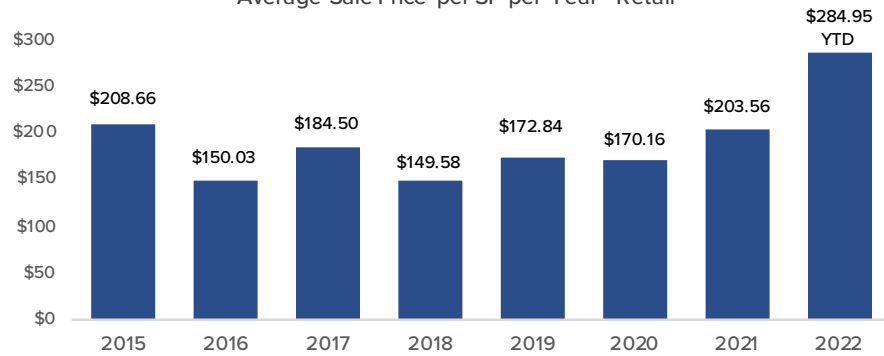
Number of Sales per Year - Retail



Dollar Volume of Sales per Year - Retail



Average Sale Price per SF per Year - Retail



12 Month Moving Number of Sales - Retail



12 Month Moving Sum of Dollar Volume of Sales - Retail

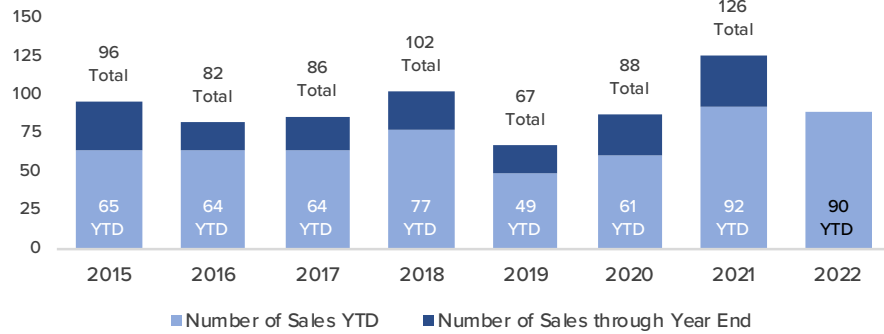


12 Month Moving Average of Sale Price per SF - Retail

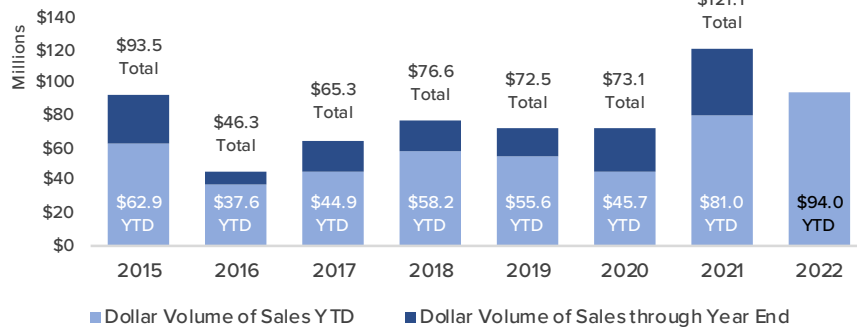


Source: ELIFIN® Research Division. Sale records included the following specifications: • Building and commercial land sales greater than or equal to \$100,000 • Multifamily sales greater than or equal to 5 units • Sale must be an arm's length transaction (between unrelated parties) • This data is subject to historical revisions by ELIFIN®

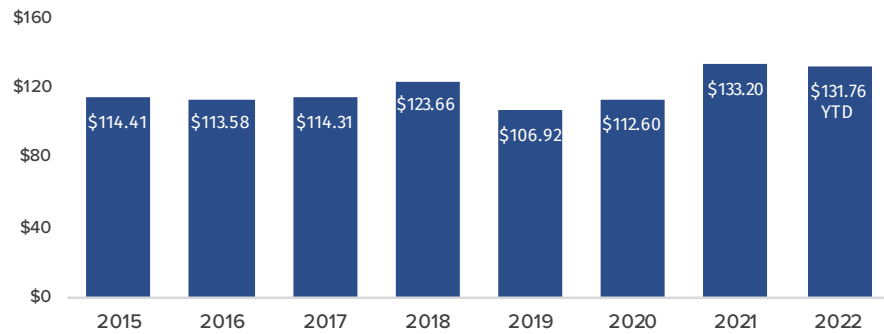
Number of Sales per Year - Office



Dollar Volume of Sales per Year - Office



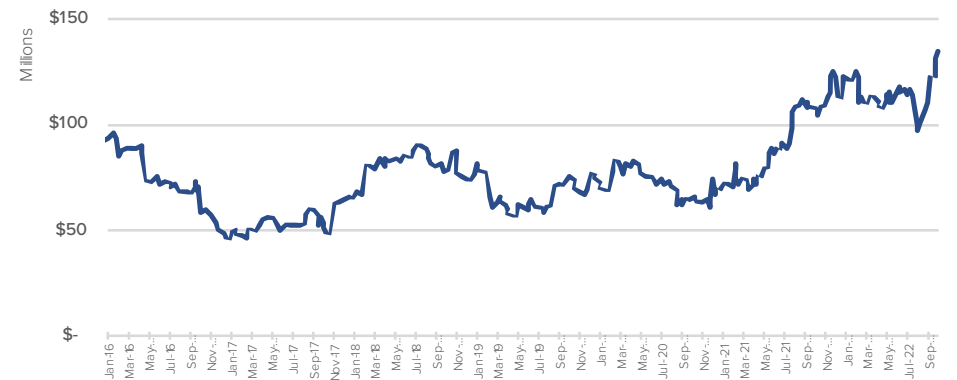
Average Sale Price per SF per Year - Office



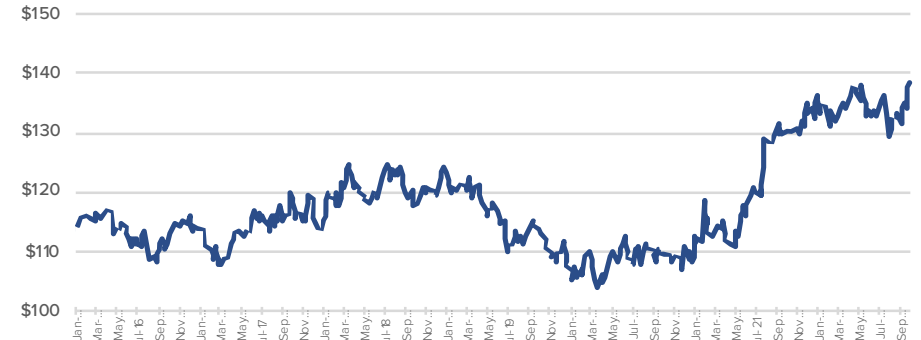
12 Month Moving Number of Sales - Office



12 Month Moving Sum of Dollar Volume of Sales - Office

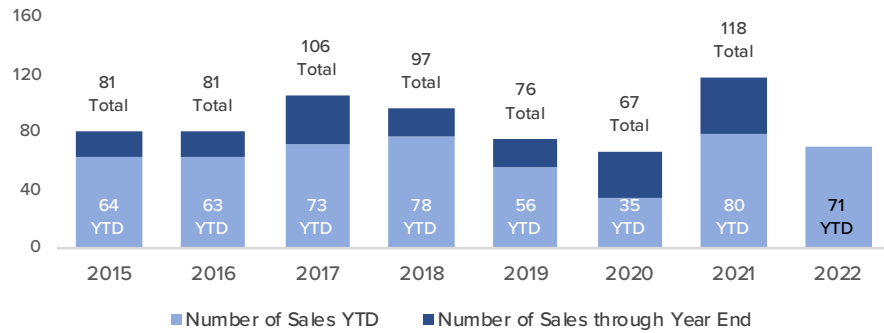


12 Month Moving Average of Sale Price per SF - Office

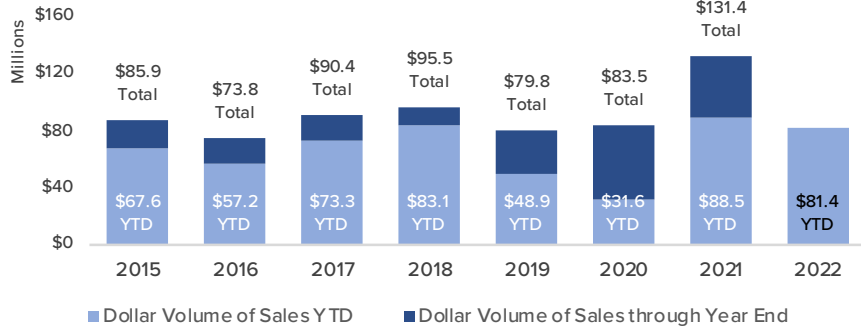


Source: ELIFIN® Research Division. Sale records included the following specifications: • Building and commercial land sales greater than or equal to \$100,000 • Multifamily sales greater than or equal to 5 units • Sale must be an arm's length transaction (between unrelated parties) • This data is subject to historical revisions by ELIFIN®

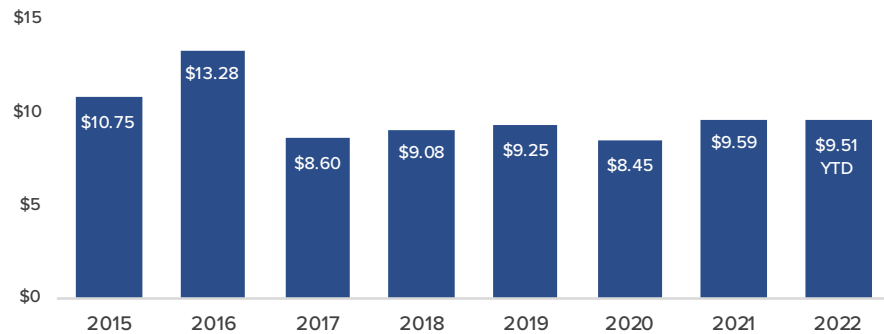
Number of Sales per Year - Land



Dollar Volume of Sales per Year - Land



Average Sale Price per SF per Year - Land



12 Month Moving Number of Sales - Land



12 Month Moving Sum of Dollar Volume of Sales - Land




12 Month Moving Average of Sale Price per SF - Land



Source: ELIFIN® Research Division. Sale records included the following specifications: • Building and commercial land sales greater than or equal to \$100,000 • Multifamily sales greater than or equal to 5 units • Sale must be an arm's length transaction (between unrelated parties) • This data is subject to historical revisions by ELIFIN®

The commercial real estate agents at *ELIFIN*® are specialized in their field. They spend 100% of their time making deals, researching trends, and talking with principals within their speciality. When you work with *ELIFIN*®, you work directly with the market expert backed by the resources of our support staff to give you the best experience possible.



George Bonvillain, Jr., JD
Partner - Office Sales & Leasing
gbonvillain@elifinrealty.com
Office: 800-895-9329
Mobile: 337-302-0091



Cole Brewton
Associate - Industrial Sales & Leasing
cbrewton@elifinrealty.com
Office: 800-895-9329
Mobile: 936-585-3132



Will Chadwick, MBA
Partner - Retail Sales & Leasing
wchadwick@elifinrealty.com
Office: 800-895-9329
Mobile: 225-368-7667



Fabian Edwards, JD/DCL
Associate - Office Sales & Leasing
fedwards@elifinrealty.com
Office: 800-895-9329
Mobile: 985-974-8301



Keagan Finley
Vice President - Multifamily Sales
kfinley@elifinrealty.com
Office: 800-895-9329
Mobile: 225-405-7733



Mathew Laborde, CCIM
President and CEO
mlaborde@elifinrealty.com
Office: 800-895-9329
Mobile: 337-326-1368



Jacob Loveland
Associate - Generalist by Design
jloveland@elifinrealty.com
Office: 800-895-9329
Mobile: 225-460-0877



Brett Sanchez
Associate - Multifamily Sales
bsanchez@elifinrealty.com
Office: 800-895-9329
Mobile: 504-460-1165



Mark Segalla
Partner - Multifamily Sales
msegalla@elifinrealty.com
Office: 800-895-9329
Mobile: 504-430-8822



Gabrielle Zia
Associate - Retail Sales & Leasing
gzia@elifinrealty.com
Office: 800-895-9329
Mobile: 225-200-0302



Haylee Folmar
Marketing Administrative Assistant
hfolmar@elifinrealty.com
Office: 800-895-9329



Melissa Hoover
Office Manager
mhoover@elifinrealty.com
Office: 800-895-9329



Ginalley Rogers
Team Administrative Assistant
grogers@elifinrealty.com
Office: 800-895-9329



Chase Weatherly
Marketing & Communications Director
cweatherly@elifinrealty.com
Office: 800-895-9329